

UCLA
Social Welfare 270
Being A Leader and the Effective Exercise of Leadership:
An Ontological / Phenomenological Model

Registration and Enrollment Guide

Rev. 01/17/2025

BE AWARE:

This process involves multiple steps to (1) register you as a Summer UCLA student, (2) enroll you in the course, and (3) pay the tuition fees to fully complete your enrollment.

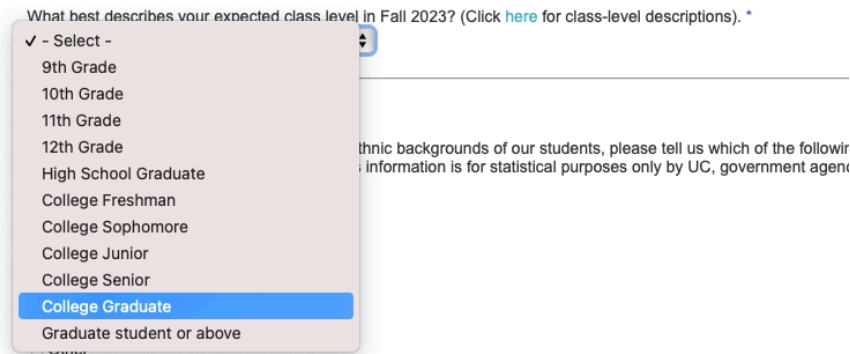
Please be prepared to spend up to 30 minutes.

FOR MORE SUPPORT:

Lorraine Rosales is available for further registration and enrollment support. For an appointment, email info@beingaleader-ucla.com.

START HERE - Register as a Summer UCLA Student

1. [CLICK HERE](#) for the Academic Course Online Registration Form. Carefully review the information and click “Yes, Continue to Registration”.
2. Continue to fill out the form.
 - a. For the question “What best describes your expected class level in Fall 2025?”, select College Graduate if you are not attending school in the Fall.



What best describes your expected class level in Fall 2023? (Click [here](#) for class-level descriptions). *

- ✓ - Select -
- 9th Grade
- 10th Grade
- 11th Grade
- 12th Grade
- High School Graduate
- College Freshman
- College Sophomore
- College Junior
- College Senior
- College Graduate**
- Graduate student or above

ethnic backgrounds of our students, please tell us which of the followi
information is for statistical purposes only by UC, government agen

3. Once that page is complete, click the blue “Continue” button at the bottom.
4. Follow the prompts to submit the payment for the **non-refundable registration fee** (\$150 for current UC students; \$350 for all others).
 - a. Choose either Credit Card or Electronic Check and follow prompts to complete payment. **NOTE: 2.75% transaction fee applied to credit card payments.**
5. Once you see the screenshot below you have successfully registered as a Summer Session student. **KEEP GOING** to enroll in the course.



CONTINUE HERE – Enroll in the Course

1. Your University Identification (UID) number will be emailed to you after successful payment of the registration fee. You will need your UID to create your MyUCLA login.
2. [CLICK HERE](#) to create your MyUCLA account.
3. Click “I HAVE A 9 DIGIT UCLA ID NUMBER (UID)”

Step 1 Affiliation Step 2 Identity Step 3 Account Creation Step 4 Activate MFA

CREATE A UCLA LOGON ID: CONFIRM UNIVERSITY AFFILIATION

Do you have a 9 Digit UCLA ID Number (UID)?

IF YOU ARE AFFILIATED WITH ONE OF THESE POPULATIONS YOU HAVE A 9 DIGIT UCLA ID NUMBER (UID):

- New UCLA Students (including admitted/waitlisted applicants and summer sessions)
- Former UCLA Students (including alumni and summer sessions)
- UCLA Faculty or Staff Members
- UCOP or UC Merced Staff Members
- Contractors
- Board members

IF YOU DO NOT HAVE A 9 DIGIT UCLA ID NUMBER (UID) AND YOU ARE NOT AFFILIATED WITH THE UNIVERSITY:

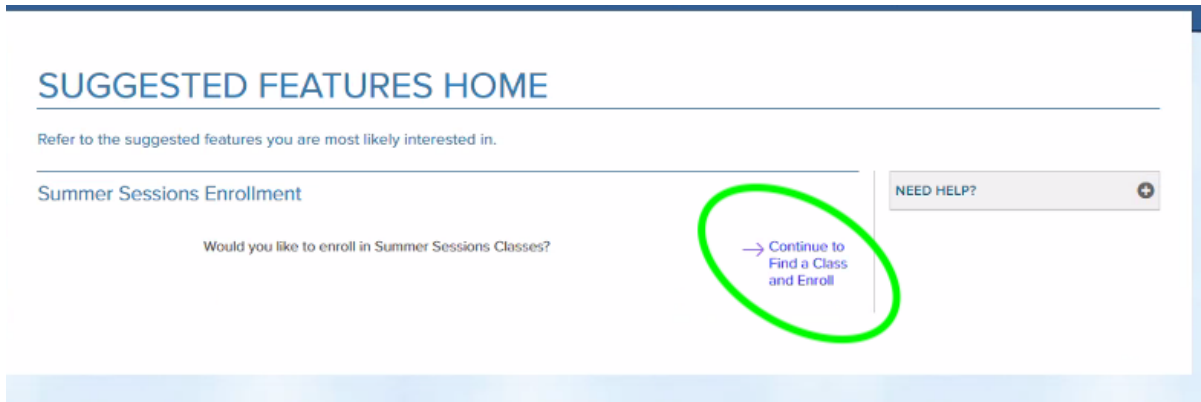
Accounts created without a 9 Digit UCLA ID Number (UID) can be used with, but may not have full access to, many UCLA applications. Users with unaffiliated accounts generally aren't eligible to receive campus services.

I DO NOT HAVE A 9 DIGIT UCLA ID NUMBER (UID)

I HAVE A 9 DIGIT UCLA ID NUMBER (UID)

4. Follow the prompts to create your login. **Please write down your login information** (logon ID and password). You will need it throughout the course.
5. Visit <https://www.my.ucla.edu> and sign-in with the login you just created.

6. You should see the screenshot below. Click "Continue to Find a Class and Enroll".



7. Make sure "Summer Sessions 2025" is selected. Search by Instructor and enter "Cooper, K.". Once you successfully enter the search parameters, click "Go".

Term: Summer Sessions 2025
Summer Sess ▾

Search Criteria
Search By: Instructor ▾ Cooper, K. Go

8. Enable your enrollment by selecting all the terms and conditions and clicking "Enable Enrollment." If you've already enabled enrollment, skip to the next step.
9. Find SOC WLF 270 from the list of classes. Click the box next to "Lec 1" to select the course.
10. Select Grade Type: Letter Grade or Passed/Not Passed. Those taking the class for a Letter Grade are required to write a paper on their leadership project.

11. Select "Enroll" to verify enrollment.

Open

Meeting Day

Tuesday

Thursday

Meeting Time

Location

Units

Instructor

Level

Impacted

Enrollment Restrictions

Enforced Requisites

Individual Studies

Session C6: Meets from 8/2-9/10: Duration 6 weeks

NOTE: To enroll for this class, you must select a Lecture.

Plan	Sect	Status	Info	Time in Pacific Time	Location	Units	Instructor(s)
<input checked="" type="checkbox"/>	Lec 1	Open 69 of 100 Left	1	TR 8am-12pm	Online	6.0	Cooper, K.

OPTIONS

Social Welfare (SOC WLF) 270 - Being Leader and Effective Exercise of Leadership: Ontological/Phenomenological Model has the following options:

Select the grade type:

Letter Grade

To enroll in Summer Sessions 2021, click:

Enroll

Or

Select one of the following options:

Start Exchange Class Enter PTE# Add to Class Planner

Cancel

Narrow By:

Session

Session C

6 weeks
8/2-9/10

Status

Open

Meeting Day

Tuesday

Thursday

Meeting Time

Location

Units

Instructor

Level

Impacted

Enrollment Restrictions

Enforced Requisites

Individual Studies

Your results for: 2021, Summer Sessions, All Sessions, Cooper, K.

Expand All Classes

NOTE: The number of open seats for a section is constantly updated.

Social Welfare (SOC WLF) 270 - Being Leader and Effective Exercise of Leadership: Ontological/Phenomenological Model

Session C6: Meets from 8/2-9/10: Duration 6 weeks

NOTE: To enroll for this class, you must select a Lecture.

Plan	Sect	Status	Info	Time in Pacific Time	Location	Units	Instructor(s)
<input checked="" type="checkbox"/>	Lec 1	Enrolled: 68 of 100 Left	1	TR 8am-12pm	Online	6.0	Cooper, K.

SUCCESS Jul 7 2021 11:29AM

You have successfully enrolled in Social Welfare (SOC WLF) 270 - Being Leader and Effective Exercise of Leadership: Ontological/Phenomenological Model with the following section:

- Lecture 1

To save your selections and add them to your Class Planner, click:

Add to Class Planner Close

NEED HELP?

ENROLLMENT APPTS

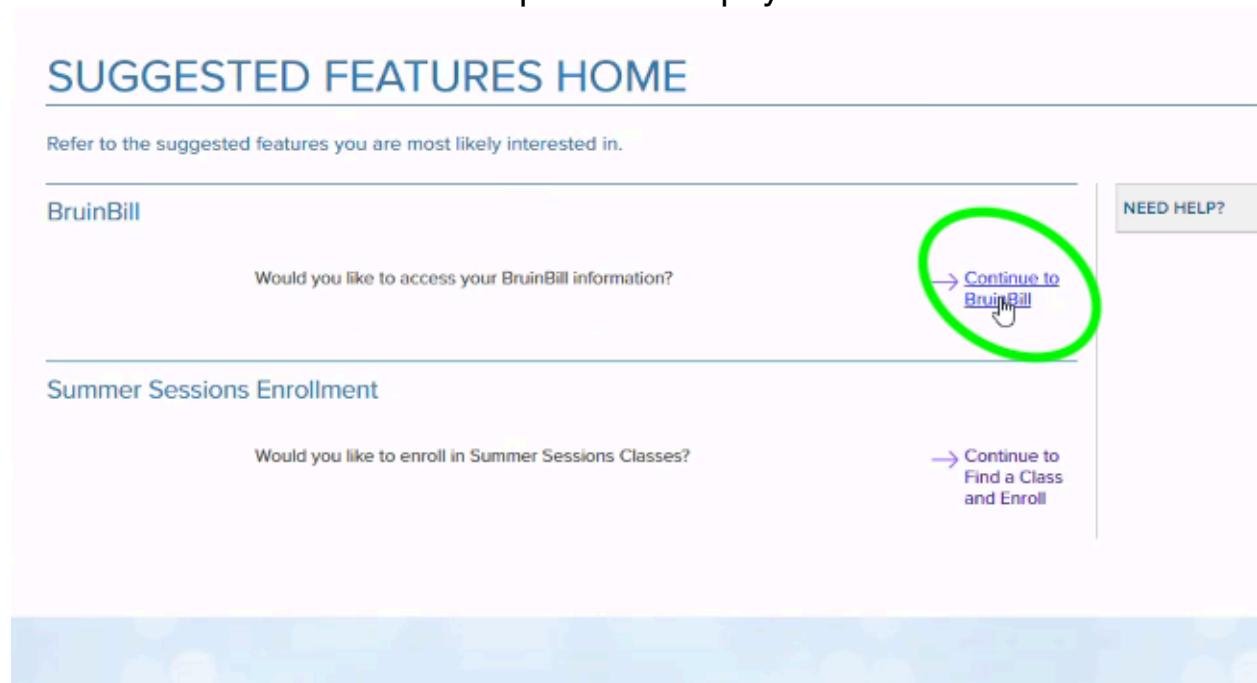
STUDY LIST

VOTER REGISTRATION

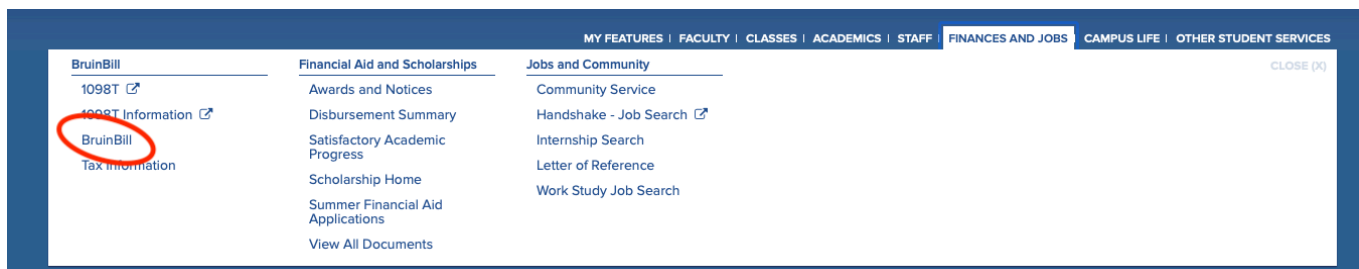
12. You are now enrolled in the UCLA Leadership Course! KEEP GOING to complete payment.

CONTINUE HERE – Pay Tuition Fees

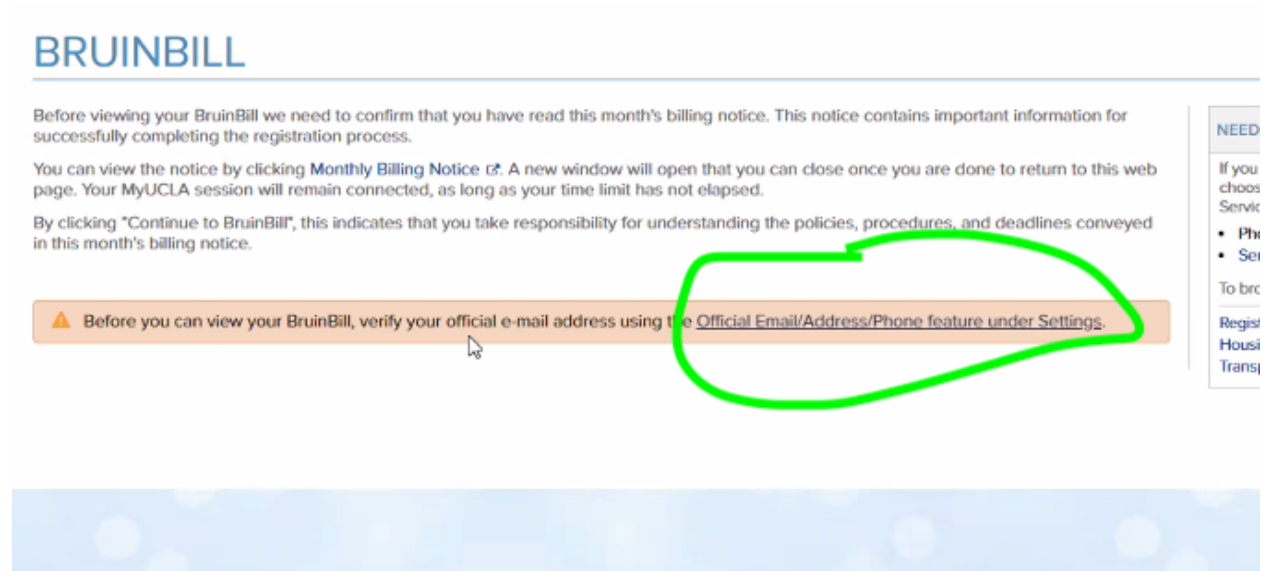
1. Return to the MyUCLA Home Page (click the UCLA logo in the upper left corner of the page).
2. Continue to BruinBill to complete tuition payment.



*If you do not see the screen above, you can find BruinBill under the Finances tab as in the screenshot below



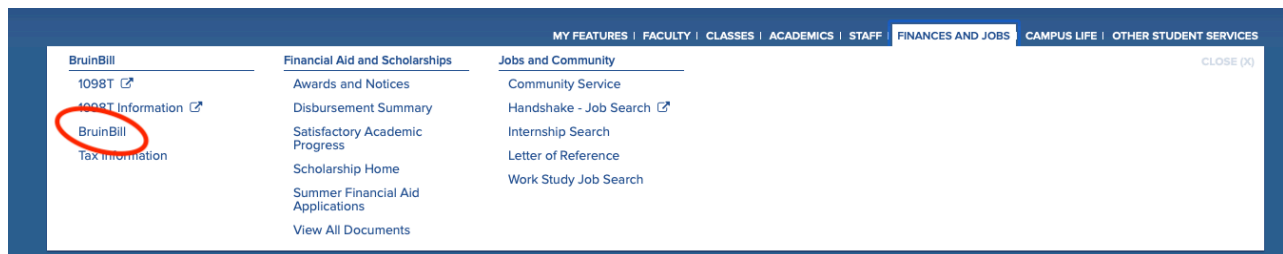
3. Verify your email address.



4. Click on verify near your email address listed on the Settings page.

5. Return to the MyUCLA home page (logo in upper left corner).

6. Return to BruinBill



7. Review your tuition balance and continue to "Make a Payment" (bottom right corner). Confirm the amount you are about to pay.

8. Choose your payment method

- Credit or debit card (2.75% transaction fee applies)
- Bank account (RECOMMENDED because free of charge. Must have U.S. bank account)
- 529 Savings Plan
- International Payment

9. Enter information and follow prompts to complete payment.

Congratulations!

You have now registered, enrolled, and paid for your UCLA Leadership Course. Watch for an email from info@beingaleader-ucla.com with further information and instructions to access your course webpage.

We look forward to seeing you!